




Dog Bite Prevention Tips for Door Knockers from Doggone Safe

Safety Tips

- Stand still like a tree if a loose dog approaches. Ignore the dog until it leaves you. Move away slowly keeping the dog in sight. Resume the tree position if the dog returns to you. Repeat as required.
- Be alert for signs of a dog, such as worn grass, dog house, feces, dog toys or evidence of chaining. Leave the property if you are uncomfortable.
- Learn about canine body language so you can tell if a dog is friendly or anxious. Take our online course!
- Do not try to make friends with dogs unless they come to you wagging and panting. Ignoring the dog is best.
- If you feel you must pet a dog, scratch him on the side of the neck. Dogs don't like hands coming over their heads.
- Do not approach a house with a dog barking from behind a screen door or with a tied dog that is barking or lunging.
- Be sure that the door is latched before you knock to prevent a dog from escaping.
- If you hear a dog barking in the house after you knock, stand off to one side so that if the dog runs out he will go right past you. Stand still while he comes back to investigate. Ask the owner to put the dog away.
- Avoid leaning over a dog or reaching over a dog to shake hands or to hand something to the owner.

Basic Dog Body Language



Warning: Yawn, lick, half-moon eye, freeze and stare, raised tail, barking, backing away, advancing and retreating.

Friendly: Panting and wagging his tail loosely.

Beware if he stops panting or wagging or becomes stiff.

Never run from a dog or try to fight a dog off